


VIOTEK

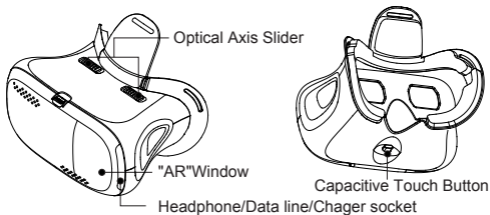


CANYONBREEZE-3
VR HEADSET

User Manual

PRODUCT DESCRIPTION

The CB3 Plus is a newly-developed headset which works with most smart phones and VR and AR applications. With it, you can play VR games, AR games, watch 3D movies, or enjoy 360° videos.



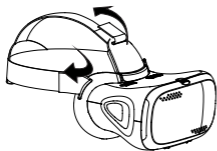
PRODUCT FEATURES

- Specially-designed lenses system that allows you to adjust spacing to ensure clear and stable images.
- Specific gaps in the padding allow you to keep your glasses on and still enjoy VR tech.
- Altogether a lightweight 290G (0.6lbs), 30% lighter than other similar products.
- Low weight and adjustable headband work together to decrease pressure against different facial areas.
- Unique button compatible with Google Cardboard applications.
- Transparent AR window, which can fit for AR function without removing it.
- Airflow vents help release heat generated by phones after long periods of use.
- Peripheral windows allow for the use of your phone's AUX, OTG, or charger ports while you watch.
- Slim, ergonomic body style
- Fits phone with displays up to 4.7 inches and up to 6 inch displays

INSTRUCTIONS

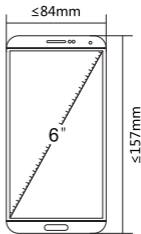
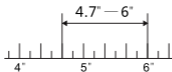
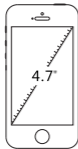
Assembly:

Insert the headband straps into the corresponding notches. Fold the strap ends over to secure them using the Velcro sections. Next, put on the headset to test the fit and adjust the straps if needed.



Size Range:

The CB3 fits phones with displays up to 4.7 in. (119mm) and accommodated a display up to a total length of approximately 6in. (152mm).



Configuration:

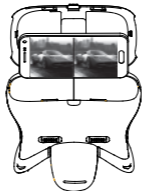
Download the Google Cardboard app and use it to scan the QR code below. This will optimize the app for the CB3.



It is recommended to use apps which rely on and/or are found through the Google Cardboard app as these have been tested and formatted for high quality.

Using the CB3:

Open the lid of the CB3. Center your phone with the screen facing towards the lens on the inside of the lid and press gently close the lid to secure the phone in place.



Insert the headband straps into the corresponding notches. Fold the strap ends over to secure them using the Velcro sections. Next, put on the headset to test the fit and adjust the straps if needed.



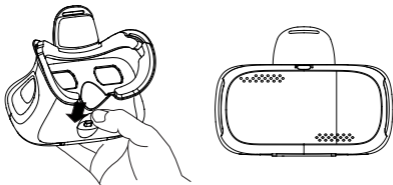
Activate a VR app and use it to open a video or image. Close the lid securely and put on the CB3. If the image is unclear, this may be due to your pupillary distances (PD). Adjust the optical axis sliders until the image is clear.

The CB3's lenses can accommodate pupillary distances (PD) of 53-72mm. Any eye care professional can measure your PD if desired. Assuming any necessary adjustments have been made, you may now enjoy your CB3.

****Note, some apps may be interactive. For these types, use the Capacitive Touch Button.**

CAPACITIVE TOUCH BUTTON

This button is located on the bottom of the CB3 and simulates touches against the screen of your phone. The button works with Google Cardboard, which means all games and apps available through Google Cardboard are fully compatible with the CB3.



The capacitive parameters of phones differ. If the button sensitivity seems low or does not work, try pressing harder. It's possible you may need to fully press the button so that its surface reaches your phone.

WHERE TO FIND VR CONTENT:

- For 3D movies or videos, search "side by side 3D" in YouTube or other video websites on your phone, and use full screen to watch.
- For VR apps, search with the keywords such as "VR" or "cardboard" in the Google Play Store or iOS App Store. Check to make sure any apps you download are in side by side format.
- Copy 3D side by side videos from your computer or cloud storage to your phone and use a video player in your phone to watch.
- Copy 3D side by side videos into a USB and connect it to your phone via an OTG data line. Open the video player on your phone to watch. Typically, this method can only be used with Android phones as modern models are likely to have an OTG function.
- Any other side by side 3D content may also be used with the CB3.

WARNING:

- When cleaning, please note the front lid and the lenses are all made of acrylic material. Please use purified or distilled water and soft cloth to clean them. If the mess cannot be removed with water, apply a gentle cleaner or detergent to the cloth and clean. Do not apply any cleaner or detergent directly to the CB3. After cleaning with any cleaner or detergent, rinse with purified or distilled water and dry so as not to leave cleaner residue on the CB3.
- After using the CB3, place it in a stable location or container where it will not come in contact with or be scratched by abrasive materials.
- NEVER put CanyonBreeze-3 under the direct sunlight. As the lenses are some type of convex lenses, direct sunlight might be focused by the lenses and will generate very high power and might cause fire.

1 Year Limited Hardware Warranty

Viotek Inc. (Viotek) offers a ONE YEAR limited warranty covering the hardware of Viotek CanyonBreeze-3 VR Headset ("Product"), limited to those residing in the 50 US States and Canada. This warranty gives you specific legal rights and you may also have other rights which vary from state to state.

Viotek warrants the Product to be free from defects in materials and workmanship under normal use for one (1) year, as sold to the original purchaser, from the date of retail purchase by the original end-user purchaser. If a hardware defect arises and a valid claim is received within the warranty period, at its option and to the extent permitted by law, Viotek will: (1) repair the hardware defect by using new or refurbished parts that are equivalent to new in performance and reliability; or (2) exchange the product with a product that is new or refurbished, that is substantially equivalent to the original product. This warranty is for replacement for like-items only and does not cover items out of production if the company no longer stocks them. This warranty is not assignable or transferable. The original purchaser may call the Viotek toll-free number at 1-855-229-9472 for service request.

Upon Viotek's replacement or repair of a Product under warranty, the original end-user purchaser will have the remaining warranty under

the original warranty period (without any postponement during repair or replacement). When a product or part is exchanged, any replacement item becomes your property and the replaced item becomes Viotek's property. Important: Do not disassemble the Product. Disassembling the Product will void this warranty. Only Viotek or a party expressly authorized by Viotek should perform service on this Product.

This warranty only covers technical hardware defectiveness during the warranty period and under normal use conditions. Viotek does not warrant uninterrupted or error-free operation of this Product. This Warranty does not apply to damages or circumstances, such as, but not limited to:

(a) Damage that is caused by conditions, malfunctions, or damage not resulting in from defects in material or workmanship. These conditions include, but are not limited to, accidents, and improper operation or maintenance;

(b) Product has been tampered with, repaired and/or modified by non-authorized personnel;

(c) Obsolescence;

(d) Damage (accidental or other) to the Product that is cosmetic, meaning damage that does not impact the operation and functioning of the Product, such as without limitation to rust, change in color, texture or finish, wear and tear, scrapes, scratches, dents, cracks, or gradual deterioration;

(e) Damage to the Product caused by war, terrorism, fire, accident, natural disaster, intentional or accidental misuse, abuse, neglect or improper maintenance, use under abnormal conditions, accidental drops, abuse or fire;

(f) Damage to the Product caused by an external electrical fault, surge, or any electrical anomaly;

(g) Any contamination, condition or other circumstance, which Viotek, in its sole discretion, considers a danger to health and safety, including, but not limited to any contact between the Product and a biohazard, bodily fluids, infectious materials/substance, chemicals, hazardous substances, diseases, radiation, or other;

(h) Fraud, theft, misplacement, unexplained disappearance, or willful acts.

DISCLAIMER OF WARRANTY

TO THE EXTENT PERMITTED BY LAW, THIS WARRANTY AND THE REMEDIES SET FORTH ABOVE ARE EXCLUSIVE AND IN LIEU OF ALL OTHER WARRANTIES, REMEDIES AND CONDITIONS, WHETHER ORAL, WRITTEN, STATUTORY, EXPRESS OR IMPLIED. AS PERMITTED BY APPLICABLE LAW, VIOTEK SPECIFICALLY DISCLAIMS ANY AND ALL STATUTORY OR IMPLIED WARRANTIES, INCLUDING, WITHOUT LIMITATION, WARRANTIES OF MERCHANTABILITY, FITNESS FOR A PARTICULAR PURPOSE, AND WARRANTIES AGAINST HIDDEN OR LATENT DEFECTS. IF VIOTEK CANNOT LAWFULLY DISCLAIM STATUTORY OR IMPLIED WARRANTIES THEN TO THE EXTENT PERMITTED BY LAW, ALL SUCH WARRANTIES SHALL BE LIMITED IN DURATION TO THE DURATION OF THE EXPRESS WARRANTY AND TO THE REPAIR OR REPLACEMENT SERVICE AS DETERMINED BY VIOTEK IN ITS SOLE DISCRETION. NO RESELLER, AGENT, OR EMPLOYEE IS AUTHORIZED TO MAKE ANY MODIFICATION, EXTENSION, OR ADDITION TO THIS WARRANTY. IF ANY TERM(S) IS HELD ILLEGAL OR UNENFORCEABLE, THE LEGALITY AND ENFORCEABILITY OF THE REMAINING TERMS SHALL NOT BE AFFECTED OR IMPAIRED.

EXCEPT AS PROVIDED IN THIS WARRANTY AND TO THE MAXIMUM EXTENT PERMITTED BY LAW, VIOTEK IS NOT RESPONSIBLE FOR DIRECT, INDIRECT, SPECIAL, INCIDENTAL OR CONSEQUENTIAL DAMAGES RESULTING FROM ANY BREACH OF WARRANTY OR CONDITION OR PERFORMANCE OF THE PRODUCT, OR UNDER ANY OTHER LEGAL THEORY, INCLUDING BUT NOT LIMITED TO LOSS OF USE; LOSS OF REVENUE; LOSS OF ACTUAL OR ANTICIPATED PROFITS (INCLUDING LOSS OF PROFITS ON CONTRACTS); LOSS OF THE USE OF MONEY; LOSS OF ANTICIPATED SAVINGS; LOSS OF BUSINESS; LOSS OF OPPORTUNITY; LOSS OF GOODWILL; LOSS OF REPUTATION; LOSS OF, DAMAGE TO, COMPROMISE, OR CORRUPTION OF DATA; OR ANY INDIRECT OR CONSEQUENTIAL LOSS OR DAMAGE HOWSOEVER CAUSED INCLUDING THE REPLACEMENT OF EQUIPMENT AND PROPERTY, ANY COSTS OF RECOVERING, PROGRAMMING OR REPRODUCING ANY PROGRAM OR DATA STORED IN OR USED WITH THE PRODUCT AND ANY FAILURE TO MAINTAIN THE CONFIDENTIALITY OF DATA STORED ON THE PRODUCT. THE FOREGOING LIMITATION SHALL NOT APPLY TO DEATH OR PERSONAL INJURY CLAIMS, OR ANY STATUTORY LIABILITY FOR INTENTIONAL AND GROSS NEGLIGENT ACTS AND/OR OMISSIONS. VIOTEK DISCLAIMS ANY REPRESENTATION THAT IT WILL BE ABLE TO REPAIR ANY PRODUCT UNDER THIS WARRANTY OR MAKE A PRODUCT EXCHANGE, AND IS UNABLE TO RECOVER ANY USER SOFTWARE OR DATA ON THE DEVICE.